

Sample Name: CBD Intimacy Oil  
 LIMS Sample ID: 190313Q013  
 Batch #:  
 Sample Metric ID:  
 Sample Type: Infused, Topical  
 Batch Count:  
 Sample Count:  
 Unit Mass: 30 Grams per Unit  
 Serving Mass:

Date Collected: 03/13/2019  
 Date Received: 03/14/2019  
 Tested for: Kiskanu MFG  
 License #:  
 Address: CA  
 Produced by:  
 License #:  
 Address:  
 Overall result for batch:

### Moisture Test Results

Moisture	% NT

### Cannabinoid Test Results

03/15/2019

Cannabinoid analysis utilizing High Performance Liquid Chromatography (HPLC, QSP 5-4-4-4)

	mg/g	%	LOD mg/g	LOQ mg/g
THC	ND	ND	0.000034	0.001
THCa	ND	ND	0.000066	0.001
CBD	3.669	0.3669	0.000057	0.001
CBDa	ND	ND	0.000038	0.001
CBN	ND	ND	0.000029	0.001
CBDV	0.012	0.0012	0.000065	0.001
CBDVa	ND	ND	0.00003	0.001
CBG	ND	ND	0.000086	0.001
CBGa	ND	ND	0.000072	0.001
THCV	ND	ND	0.000035	0.001
Δ8 - THC	ND	ND	0.000083	0.001
CBC	ND	ND	0.000095	0.001

**Sum of Cannabinoids: 3.681 0.3681 110.430 mg/Unit**

Total THC (Δ9THC+0.877\*THCa) ND ND ND  
 Total CBD (CBD+0.877\*CBDa) 3.669 0.3669 110.070 mg/Unit

THC per Unit Action Limit mg 1000.0 ND  
 THC per Serving

### Microbiological Test Results

03/16/2019

PCR and fluorescence detection of microbiological impurities

	ND	Action Limit
Shiga toxin-producing Escherichia coli	ND	ND
Salmonella spp.	ND	ND
Aspergillus fumigatus	NT	
Aspergillus flavus	NT	
Aspergillus niger	NT	
Aspergillus terreus	NT	

### Heavy Metal Test Results

03/18/2019

Heavy metal analysis utilizing Inductively Coupled Plasma Mass Spectrometry (ICP-MS)

	μg/g	Action Limit μg/g	LOD μg/g	LOQ μg/g
Cadmium	ND	0.5	0.0032	0.01
Lead	ND	0.5	0.0080	0.025
Arsenic	ND	1.5	0.0032	0.01
Mercury	ND	3.0	0.0025	0.008

### Mycotoxin Test Results

03/16/2019

Mycotoxin analysis utilizing HPLC-Mass Spectrometry

	μg/kg	Action Limit μg/kg	LOD μg/kg	LOQ μg/kg
Aflatoxin B1, B2, G1, G2	ND	20.0	0.681	2.139
Ochratoxin A	ND	20.0	6.204	19.5

### Water Activity Test Results

Water Activity	Aw NT	Action Limit Aw

### Terpene Test Results

Terpene analysis utilizing Gas Chromatography - Flame Ionization Detection (GC - FID)


	mg/g	%	LOD mg/g	LOQ mg/g
☐ Bisabolol	NT			
☐ Pinene	NT			
3 Carene	NT			
Borneol	NT			
☐ Caryophyllene	NT			
Geraniol	NT			
☐ Humulene	NT			
Terpinolene	NT			
Valencene	NT			
Menthol	NT			
Nerolidol	NT			
Camphene	NT			
Eucalyptol	NT			
☐ Cedrene	NT			
Camphor	NT			
(-)-Isopulegol	NT			
Sabinene	NT			
☐ Terpinene	NT			
☐ Terpinene	NT			
Linalool	NT			
Limonene	NT			
Myrcene	NT			
Fenchol	NT			
☐ Phellandrene	NT			
Caryophyllene Oxide	NT			
Terpineol	NT			
☐ Pinene	NT			
R-(+)-Pulegone	NT			
Geranyl Acetate	NT			
Citronellol	NT			
p-Cymene	NT			
Ocimene	NT			
Guaiol	NT			
Phytol	NT			
Isoborneol	NT			

Total Terpene Concentration: NT

### Sample Certification



Scan to verify at sclabs.com  
 Sample must be marked as public to be viewable

  
 Josh Wurzer, President  
 Date: 03/18/2019

# Certificate of Analysis

Sample Name: CBD Intimacy Oil  
 LIMS Sample ID: 190313Q013  
 Batch #:  
 Sample Metrc ID:  
 Sample Type: Infused, Topical  
 Batch Count:  
 Sample Count:  
 Unit Mass: 30 Grams per Unit  
 Serving Mass:

Date Collected: 03/13/2019  
 Date Received: 03/14/2019  
 Tested for: Kiskanu MFG  
 License #:  
 Address: CA  
 Produced by:  
 License #:  
 Address:  
 Overall result for batch:

## Pesticide Test Results

03/16/2019

Pesticide, Fungicide and plant growth regulator analysis utilizing HPLC-Mass Spectrometry and GC-Mass Spectrometry

	µg/g	Action Limit µg/g	LOD µg/g	LOQ µg/g
Abamectin	ND	0.3	0.032	0.1
Acephate	ND	5.0	0.032	0.1
Acequinocyl	ND	4.0	0.032	0.1
Acetamiprid	ND	5.0	0.032	0.1
Azoxystrobin	ND	40.0	0.032	0.1
Bifenazate	ND	5.0	0.032	0.1
Bifenthrin	ND	0.5	0.032	0.1
Boscalid	ND	10.0	0.032	0.1
Captan	ND	5.0	0.032	0.1
Carbaryl	ND	0.5	0.032	0.1
Chlorantraniliprole	ND	40.0	0.032	0.1
Clofentezine	ND	0.5	0.032	0.1
Cyfluthrin	ND	1.0	0.032	0.1
Cypermethrin	ND	1.0	0.032	0.1
Diazinon	ND	0.2	0.032	0.1
Dimethomorph	ND	20.0	0.032	0.1
Etoxazole	ND	1.5	0.032	0.1
Fenhexamid	ND	10.0	0.032	0.1
Fenpyroximate	ND	2.0	0.032	0.1
Flonicamid	ND	2.0	0.032	0.1
Fludioxonil	ND	30.0	0.032	0.1
Hexythiazox	ND	2.0	0.032	0.1
Imidacloprid	ND	3.0	0.032	0.1
Kresoxim-methyl	ND	1.0	0.032	0.1
Malathion	ND	5.0	0.032	0.1
Metalaxyl	ND	15.0	0.032	0.1
Methomyl	ND	0.1	0.032	0.1
Myclobutanil	ND	9.0	0.032	0.1
Naled	ND	0.5	0.032	0.1
Oxamyl	ND	0.2	0.032	0.1
Pentachloronitrobenzene	ND	0.2	0.032	0.1
Permethrin	ND	20.0	0.032	0.1
Phosmet	ND	0.2	0.032	0.1
Piperonylbutoxide	ND	8.0	0.032	0.1
Prallethrin	ND	0.4	0.032	0.1
Propiconazole	ND	20.0	0.032	0.1
Pyrethrins	ND	1.0	0.032	0.1
Pyridaben	ND	3.0	0.032	0.1
Spinetoram	ND	3.0	0.032	0.1
Spinosad	ND	3.0	0.032	0.1
Spiromesifen	ND	12.0	0.032	0.1
Spirotetramat	ND	13.0	0.032	0.1
Tebuconazole	ND	2.0	0.032	0.1
Thiamethoxam	ND	4.5	0.032	0.1
Trifloxystrobin	ND	30.0	0.032	0.1

## Pesticide Test Results

03/16/2019

Pesticide, Fungicide and plant growth regulator analysis utilizing HPLC-Mass Spectrometry and GC-Mass Spectrometry

	µg/g	Action Limit µg/g	LOD µg/g	LOQ µg/g
Aldicarb	ND	ND	0.032	0.1
Carbofuran	ND	ND	0.032	0.1
Chlordane	ND	ND	0.032	0.1
Chlorfenapyr	ND	ND	0.032	0.1
Chlorpyrifos	ND	ND	0.032	0.1
Coumaphos	ND	ND	0.032	0.1
Daminozide	ND	ND	0.032	0.1
DDVP (Dichlorvos)	ND	ND	0.032	0.1
Dimethoate	ND	ND	0.032	0.1
Ethoprop(hos)	ND	ND	0.032	0.1
Etofenprox	ND	ND	0.032	0.1
Fenoxycarb	ND	ND	0.032	0.1
Fipronil	ND	ND	0.032	0.1
Imazalil	ND	ND	0.032	0.1
Methiocarb	ND	ND	0.032	0.1
Methyl parathion	ND	ND	0.032	0.1
Mevinphos	ND	ND	0.032	0.1
Paclobutrazol	ND	ND	0.032	0.1
Propoxur	ND	ND	0.032	0.1
Spiroxamine	ND	ND	0.032	0.1
Thiacloprid	ND	ND	0.032	0.1


## Foreign Material Test Results

NT

## Sample Certification



Scan to verify at sclabs.com  
 Sample must be marked as public to be viewable

  
 Josh Wurzer, President  
 Date: 03/18/2019

Sample Name: CBD Intimacy Oil  
 LIMS Sample ID: 190313Q013  
 Batch #:  
 Sample Metrc ID:  
 Sample Type: Infused, Topical  
 Batch Count:  
 Sample Count:  
 Unit Mass: 30 Grams per Unit  
 Serving Mass:

Date Collected: 03/13/2019  
 Date Received: 03/14/2019  
 Tested for: Kiskanu MFG  
 License #:  
 Address: CA  
 Produced by:  
 License #:  
 Address:  
 Overall result for batch:

## Residual Solvent Test Results

03/15/2019

## Note

Residual Solvent analysis utilizing Gas Chromatography - Mass Spectrometry (GC - MS)


	µg/g	Action Limit µg/g	LOD µg/g	LOQ µg/g
1,2-Dichloroethane	ND	1.0	0.162	0.474
Benzene	ND	1.0	0.321	0.941
Chloroform	ND	1.0	0.096	0.282
Ethylene Oxide	ND	1.0	0.321	0.941
Methylene chloride	ND	1.0	0.192	0.563
Trichloroethylene	ND	1.0	0.127	0.373
Acetone	ND	5000.0	371.43	1088.28
Acetonitrile	ND	410.0	0.657	1.925
Butane	ND	5000.0	107.06	313.69
Ethanol	ND		149.81	438.94
Ethyl acetate	ND	5000.0	149.48	437.97
Ethyl ether	ND	5000.0	375.12	1099.1
Heptane	ND	5000.0	149.21	437.17
Hexane	ND	290.0	18.5	54.22
Isopropyl Alcohol	ND		74.61	218.59
Methanol	ND	3000.0	96.47	282.66
Pentane	ND	5000.0	149.25	437.31
Propane	ND	5000.0	106.66	312.5
Toluene	ND	890.0	7.107	20.82
Total Xylenes	ND	2170.0	1.387	4.065

## Batch Photo

## Sample Certification



Scan to verify at sclabs.com  
 Sample must be marked as  
 public to be viewable

  
 Josh Wurzer, President  
 Date: 03/18/2019